

## LESSON A

### My name's Gina.

#### 1 Warm up

CD1  
T-2

**a** Listen and number the conversations 1 to 3 in the picture.

**b** Practice the conversations in the picture.



**C** Now meet other students in the class.

A: What's your name?

B: My name's \_\_\_\_\_. What's your name?

A: My name's \_\_\_\_\_.

# 2 Listen in

**a** Listen to the three conversations, and number the pictures 1 to 3.

CD1  
T-3



**b** Listen again, and complete the conversations with the words from the box.

CD1  
T-4

is      your      I'm      Our      name's  
his      name's      name      your

## Conversation 1

Tony: Hello. What's \_\_\_\_\_ name?

Jenny: My \_\_\_\_\_ Jenny.

Tony: \_\_\_\_\_ Tony.

Jenny: Nice to meet you, Tony.

## Conversation 2

Bill: What's \_\_\_\_\_ name?

Maria: His \_\_\_\_\_ Tony.

Bill: And what's her \_\_\_\_\_?

Maria: Her name \_\_\_\_\_ Jenny.

## Conversation 3

Teacher: What are \_\_\_\_\_ names?

Jerry: \_\_\_\_\_ names are Jerry and Sam.

Sam: I'm Sam, and he's Jerry.

Teacher: Welcome to the class.



**c** Practice conversation 1 with a partner. Then talk about yourself.



### 3 Grammar focus

**a** Study the questions and answers in the box.

am → 'm  
is → 's  
are → 're

Questions	Affirmative answers	
What's your name?	I'm Jenny.	My name's Jenny.
What's his name?	He's Tony.	His name's Tony.
What's her name?	She's Gina.	Her name's Gina.
What are your names?	We're Ben and Mark.	Our names are Ben and Mark.
What are their names?	They're Bill and Naoki.	Their names are Bill and Naoki.

**b** Complete the questions and answers.

- What's your name? \_\_\_\_\_ name's Billy.
- What's \_\_\_\_\_ name? His name's Tom.
- What are your names? \_\_\_\_\_ names are Anna and Kate.
- What are their names? \_\_\_\_\_ names are Greg and Alicia.

**c** Ask a few of your classmates their first names and last names. Make a list. Then ask about other students in the class.

First name	Last name
Grace	Wong



### 4 Get it together

Play the name game.



# LESSON B What's your phone number?

## 1 Talk about it



CD1  
T-5

**a** Listen and repeat.

0 "oh"	5 five
1 one	6 six
2 two	7 seven
3 three	8 eight
4 four	9 nine



CD1  
T-6

**b** Listen and match the names and telephone numbers. Then listen again and complete the telephone numbers.

1. Alfonso	<u>c</u>	a. 929-31 ____
2. Rita	____	b. 398-61 ____
3. James	____	c. 278-79 ____
4. Mary	____	d. 555-80 ____



**c** Ask four class members their names and phone numbers and fill in the address book.

NAME: _____		PHONE NUMBER _____
NAME: _____		PHONE NUMBER _____
NAME: _____		PHONE NUMBER _____
NAME: _____		PHONE NUMBER _____



**d** Tell the class about yourself and a friend.



# 2 Reading

**a** Find six first names and one last name in the unit. Write them in the correct column.

First name	Last name

**b** Read the following e-mail messages. Circle the first names. Underline the last names.

Message


From:   
 To:   
 Copy:   
 Subject:   
 Attachments:   
 Print   
 Move to:   
 Accept   
 Reply   
 Forward   
 Delete

Hi Molly,

My name is Maria Suarez. I am your new e-pal. These are my sisters. Their names are Conchita and Miriam.

Please write to me soon and send me some photos of your family.

Maria



Message

From:   
 To:   
 Copy:   
 Subject:   
 Attachments:   
 Print   
 Move to:   
 Accept   
 Reply   
 Forward   
 Delete

Dear Mike,

Here is a picture of my best friends. Their names are Benny Chase and Peter Tan.

Best wishes,  
Simon Ingram



**c** Read the e-mails again, and complete the following statements.


- Molly and \_\_\_\_\_ are e-pals.
- Conchita, Miriam, and \_\_\_\_\_ are sisters.
- Simon's friends are \_\_\_\_\_ and \_\_\_\_\_.
- Simon's e-pal is \_\_\_\_\_.

### 3 Writing

**a** Look at the ID card for Tanya and complete her sentences.

**Riverside Middle School**


First name: Tanya  
Last name: Lopez  
Telephone number: 535-2375



My name is \_\_\_\_\_  
My telephone number is \_\_\_\_\_

**b** Fill in your own ID card, and then write about yourself.

\_\_\_\_\_  
First name: \_\_\_\_\_  
Last name: \_\_\_\_\_  
Telephone number: \_\_\_\_\_



\_\_\_\_\_  
\_\_\_\_\_  
\_\_\_\_\_  
\_\_\_\_\_  
\_\_\_\_\_  
\_\_\_\_\_

### 4 Go for it!

Write your phone number on a piece of paper and put it in a bag. Then take another piece of paper out of the bag and find the owner.

